

## 61A Lecture 16

---

Monday, March 2

## Announcements

---

- Homework 5 is due Wednesday 3/4 @ 11:59pm
  - Homework/Project party Tuesday 3/3 5pm–6:30pm in 2050 VLSB
- Quiz 2 is due Thursday 3/5 @ 11:59pm
- Project 3 is due Thursday 3/12 @ 11:59pm
- Midterm 2 is on Thursday 3/19 7pm–9pm
- Hog strategy contest winners will be announced on Wednesday 3/4 in lecture

# String Representations

## String Representations

---

An object value should behave like the kind of data it is meant to represent

For instance, by producing a string representation of itself

Strings are important: they represent language and programs

In Python, all objects produce two string representations:

- The **str** is legible to humans
- The **repr** is legible to the Python interpreter

The **str** and **repr** strings are often the same, but not always

## The repr String for an Object

---

The `repr` function returns a Python expression (a string) that evaluates to an equal object

```
repr(object) -> string
```

Return the canonical string representation of the object.  
For most object types, `eval(repr(object)) == object`.

The result of calling `repr` on a value is what Python prints in an interactive session

```
>>> 12e12
12000000000000.0
>>> print(repr(12e12))
12000000000000.0
```

Some objects do not have a simple Python-readable string

```
>>> repr(min)
'<built-in function min>'
```

## The str String for an Object

---

Human interpretable strings are useful as well:

```
>>> import datetime
>>> today = datetime.date(2014, 10, 13)
>>> repr(today)
'datetime.date(2014, 10, 13)'
>>> str(today)
'2014-10-13'
```

The result of calling `str` on the value of an expression is what Python prints using the `print` function:

```
>>> print(today)
2014-10-13
```

(Demo)

# Polymorphic Functions

## Polymorphic Functions

---

Polymorphic function: A function that applies to many (poly) different forms (morph) of data

**str** and **repr** are both polymorphic; they apply to any object

**repr** invokes a zero-argument method `__repr__` on its argument

```
>>> today.__repr__()
'datetime.date(2014, 10, 13)'
```

**str** invokes a zero-argument method `__str__` on its argument

```
>>> today.__str__()
'2014-10-13'
```



## Implementing repr and str

---

The behavior of `repr` is slightly more complicated than invoking `__repr__` on its argument:

- An instance attribute called `__repr__` is ignored! Only class attributes are found
- *Question:* How would we implement this behavior?

The behavior of `str` is also complicated:

- An instance attribute called `__str__` is ignored
- If no `__str__` attribute is found, uses `repr` string
- *Question:* How would we implement this behavior?
- `str` is a class, not a function

(Demo)

## Interfaces

---

**Message passing:** Objects interact by looking up attributes on each other (passing messages)

The attribute look-up rules allow different data types to respond to the same message

A **shared message** (attribute name) that elicits similar behavior from different object classes is a powerful method of abstraction

An interface is a set of shared messages, along with a specification of what they mean

### Example:

Classes that implement `__repr__` and `__str__` methods that return Python- and human-readable strings implement an interface for producing string representations

## Property Methods

## Property Methods

---

Often, we want the value of instance attributes to stay in sync

```
>>> f = Rational(3, 5)
>>> f.float_value
0.6
>>> f.numer = 4
>>> f.float_value
0.8
>>> f.denom -= 3
>>> f.float_value
2.0
```

No method calls!

$$\begin{array}{r} 4 \\ \times 3 \\ \hline 5 \\ \times 2 \end{array}$$

The `@property` decorator on a method designates that it will be called whenever it is looked up on an instance

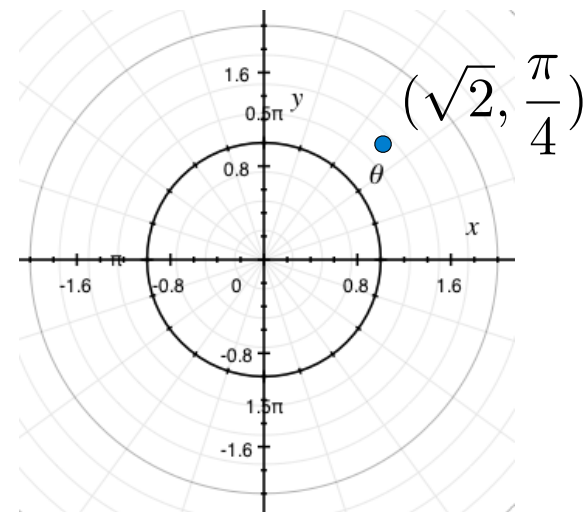
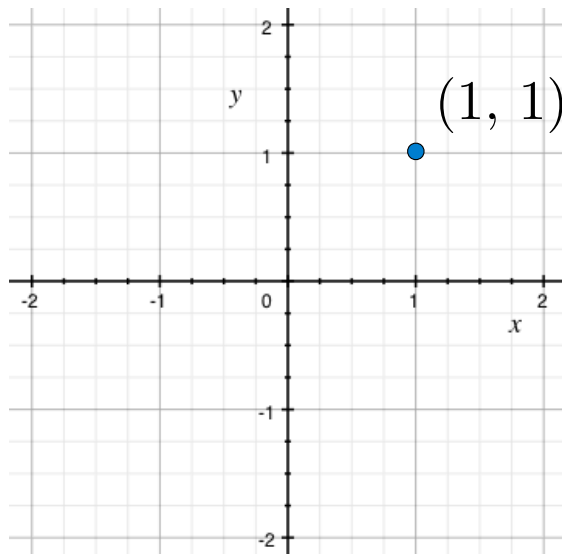
It allows zero-argument methods to be called without an explicit call expression

(Demo)

Example: Complex Numbers

## Multiple Representations of Abstract Data

Rectangular and polar representations for complex numbers



Most programs don't care about the representation

Some arithmetic operations are easier using one representation than the other

## Implementing Complex Arithmetic

---

Assume that there are two different classes that both represent Complex numbers

| Number          | Rectangular representation   | Polar representation                  |
|-----------------|------------------------------|---------------------------------------|
| $1 + \sqrt{-1}$ | <code>ComplexRI(1, 1)</code> | <code>ComplexMA(sqrt(2), pi/4)</code> |

Perform arithmetic using the most convenient representation

```
class Complex:
    def add(self, other):
        return ComplexRI(self.real + other.real,
                          self.imag + other.imag)
    def mul(self, other):
        return ComplexMA(self.magnitude * other.magnitude,
                          self.angle + other.angle)
```

## Complex Arithmetic Abstraction Barriers

---

Parts of the program that...

Treat complex numbers as...

Using...

Use complex numbers  
to perform computation

whole data values

`x.add(y)`, `x.mul(y)`

---

Add complex numbers

real and imaginary parts

`real`, `imag`, `ComplexRI`

---

Multiply complex numbers

magnitudes and angles

`magnitude`, `angle`, `ComplexMA`

---

*Implementation of the Python object system*

---



## Implementing Complex Numbers

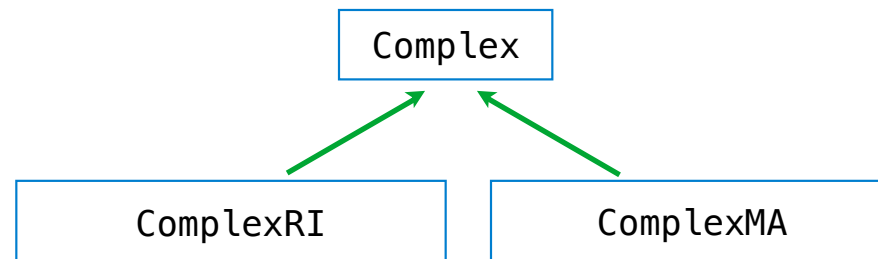
## An Interface for Complex Numbers

---

All complex numbers should have `real` and `imag` components

All complex numbers should have a `magnitude` and `angle`

All complex numbers should share an implementation of `add` and `mul`



(Demo)

## The Rectangular Representation

---

```
class ComplexRI:

    def __init__(self, real, imag):
        self.real = real
        self.imag = imag

    @property
    def magnitude(self):
        return (self.real ** 2 + self.imag ** 2) ** 0.5

    @property
    def angle(self):
        return atan2(self.imag, self.real)

    def __repr__(self):
        return 'ComplexRI({0:g}, {1:g})'.format(self.real, self.imag)
```

Property decorator: "Call this function on attribute look-up"

math.atan2(y,x): Angle between x-axis and the point (x,y)

The @property decorator allows zero-argument methods to be called without the standard call expression syntax, so that they appear to be simple attributes

## The Polar Representation

---

```
class ComplexMA:

    def __init__(self, magnitude, angle):
        self.magnitude = magnitude
        self.angle = angle

    @property
    def real(self):
        return self.magnitude * cos(self.angle)

    @property
    def imag(self):
        return self.magnitude * sin(self.angle)

    def __repr__(self):
        return 'ComplexMA({0:g}, {1:g} * pi)'.format(self.magnitude, self.angle / pi)
```

## Using Complex Numbers

---

Either type of complex number can be either argument to `add` or `mul`:

```
class Complex:
    def add(self, other):
        return ComplexRI(self.real + other.real,
                          self.imag + other.imag)
    def mul(self, other):
        return ComplexMA(self.magnitude * other.magnitude,
                          self.angle + other.angle)
```

```
>>> from math import pi
```

```
>>> ComplexRI(1, 2).add(ComplexMA(2, pi/2))
```

```
ComplexRI(1, 4) ..... 1 + 4·√-1
```

```
>>> ComplexRI(0, 1).mul(ComplexRI(0, 1))
```

```
ComplexMA(1, 1 * pi) ..... -1
```